












Bag Garden Lesson ideas



Bag Gardens can be a great way of introducing pupils to the joy of growing plants and can help you teach important topics about the wider world.

The gardens your pupils make will be just like those used by people helped by Send a Cow in Africa. They highly value using natural, low-cost farming methods – applications of manure and vegetable waste can treble their crops from the same land. This makes a huge difference, for instance in Uganda, where 1 in 4 children under 5 years old are malnourished. By making your own class Bag Gardens, links to food security, healthy eating, growing plants and topics about life in an African country can be explored. Observations can be recorded and photographs displayed over time as the crops grow.

Here are a few lesson ideas to get you started:

-  **Use an African case study to explore how other children live and what they eat** – see the *Bag Gardens Case Studies*.
-  **Learn about the food groups, healthy eating and healthy lunchboxes** – see *Elias & Julia 5 a Day* lesson.
-  **Compare food in the UK and in an African country, where food comes from, what is eaten and how it's grown** – see *Mpho Food Miles* lesson in 'advice and other ace resources' section.
-  **Decorate your Bag Garden with paints or fabrics** – see the *Outdoor Art* lesson in 'advice and other ace resources' section for ideas.
-  **Write explanation texts, describing building and plant growth processes** – use the 'How to build a Bag Garden' sheet as an example.
-  **Set up a class compost bin or wormery to learn about reducing waste and recycling** – see tamarorganics.co.uk and gardenorganic.org.uk for materials and advice.
-  **Compare plants under varying conditions, look at growth rates, percentage changes, fractions of original seeds becoming plants and presenting data.**
-  **Grow some bean-sprouts for a speedy introduction to growing food before planting your garden** – see the *Beanfeast* lesson in 'advice and other ace resources' section.
-  **Have a crop measuring, tasting and food making day, inviting parents along to celebrate your pupils' vegetable crop.**