




www.sendacow.org.uk/harvest


Make your Veggie Team Badges

If children are getting together for some Harvest of Hope activities, why not use these shapes to get them into fruit and vegetable named teams?


They can simply be printed out and backed onto card to make cool badges for the teams.


Alternatively, you could use them in lots of other ways:


 use them in school to **make a display** to encourage children to eat fruit and vegetables during the week of your harvest celebration



 ask children to **write a message** on the back and then leave them on seats to

prompt people to give at a church service or when inviting parents to the play


 have pupils choose three of them that they **pledge to eat in their lunch boxes** for a week

 get children to **research the benefits** of each item and then present their findings to the class

 have the children **sort them** into categories of fruit and vegetables and then into root and above-ground vegetables



Send a Cow, The Old Estate Yard, Newton St Loe, Bath BA2 9BR
Tel: (01225) 874 222 Email: info@sendacow.org.uk
Registered Charity No. 299717



www.sendacow.org.uk/harvest



