



www.sendacow.org.uk/harvest

Fruit and vegetable headband activities

You can use these fruit and vegetable shapes in all sorts of fun ways in church or school - making your Harvest of Hope memorable for everyone involved. Simply get children (or adults!) to colour them in and glue onto a card backing. Make a headband by folding up a length of paper or card long enough to fit around your head and fix the fruit or vegetable shape onto this with glue or staples.

The headbands can be used alongside the 'Hope for the future' play and with the fruit and vegetable badges. They are also a great way of linking Harvest with healthy lifestyles and learning about food in African countries.

Here's how to use them:

🍌 When you hold your Harvest of Hope celebration or assembly, get the children to come to school **dressed up in the colour of a fruit or vegetable**, wearing the corresponding headband. You could organise this with different vegetables being represented by table groups or classes, making up a giant plate of food! When you all come together, the children will then 'become' a Harvest festival in your assembly or church meeting – getting everyone involved and making a great picture! This works really well

as a **non-uniform day idea**, with pupils bringing in £1 to come to school as a vegetable.

🍌 By dressing up as fruit and vegetables, you will be able to take part in the fun 'Hope for the Future' play – just make sure you work out what vegetables you will need in the audience.

🥕 Sponsor your vicar, pastor or head teacher to be a fruit or vegetable for the day of your Harvest celebration, complete with vegetable headband. To gather the maximum sponsorship money make them wear their outfit all day and give the sermon or assembly wearing it!



🍌 Play 'What vegetable am I?' where children need to put their headbands on without seeing what shape they have. They then need to ask others questions such as "do I grow on trees?" to guess which fruit or vegetable they are.

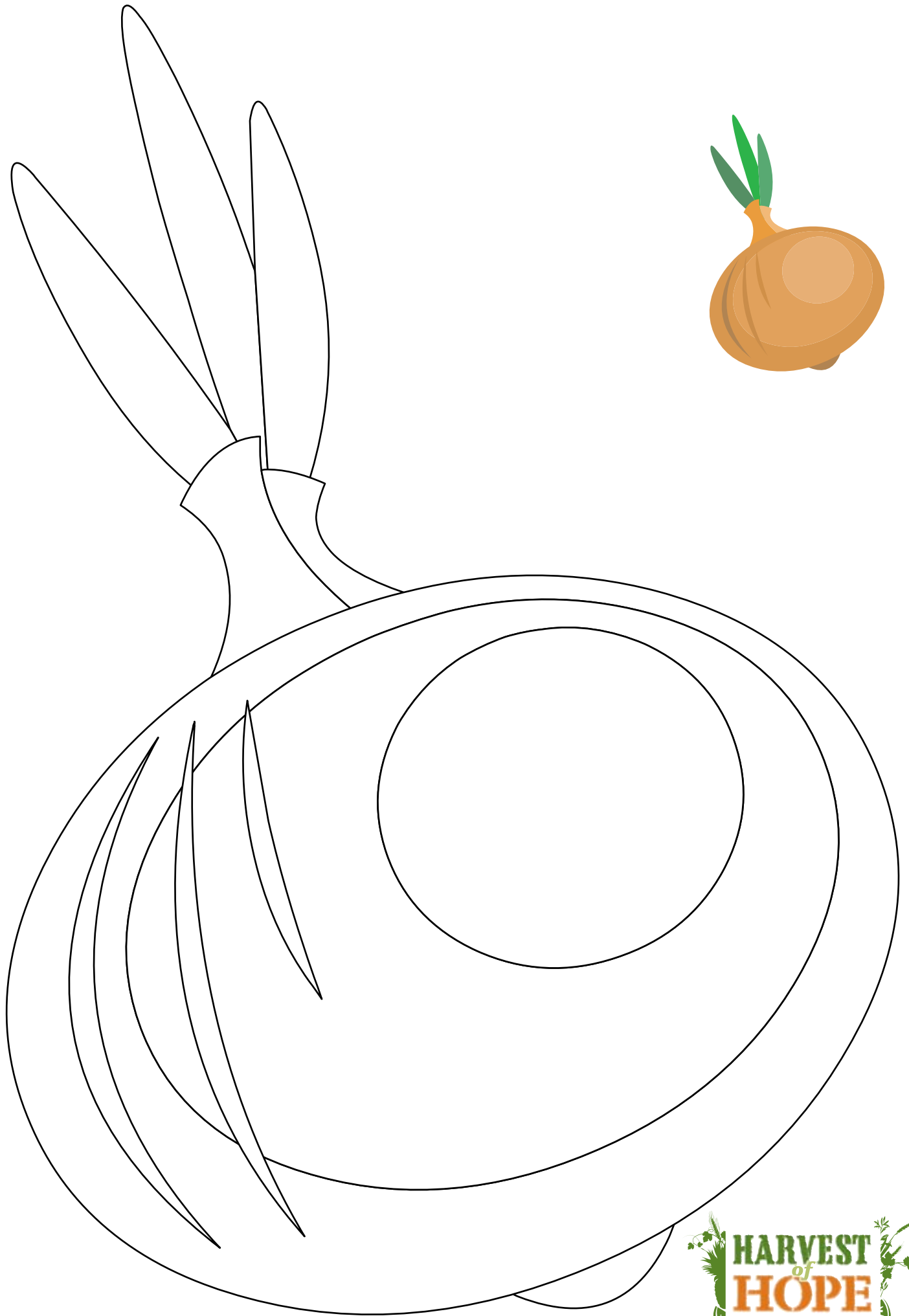
🍌 Hold a 'matching pairs' activity where children have to find another person with the same fruit or vegetable shape.



🍌 Make a **mural** with all the shapes to celebrate and learn about the variety of harvest.







Send a Cow, The Old Estate Yard, Newton St Loe, Bath BA2 9BR
Tel: (01225) 874 222 Email: info@sendacow.org.uk
Registered Charity No. 299717

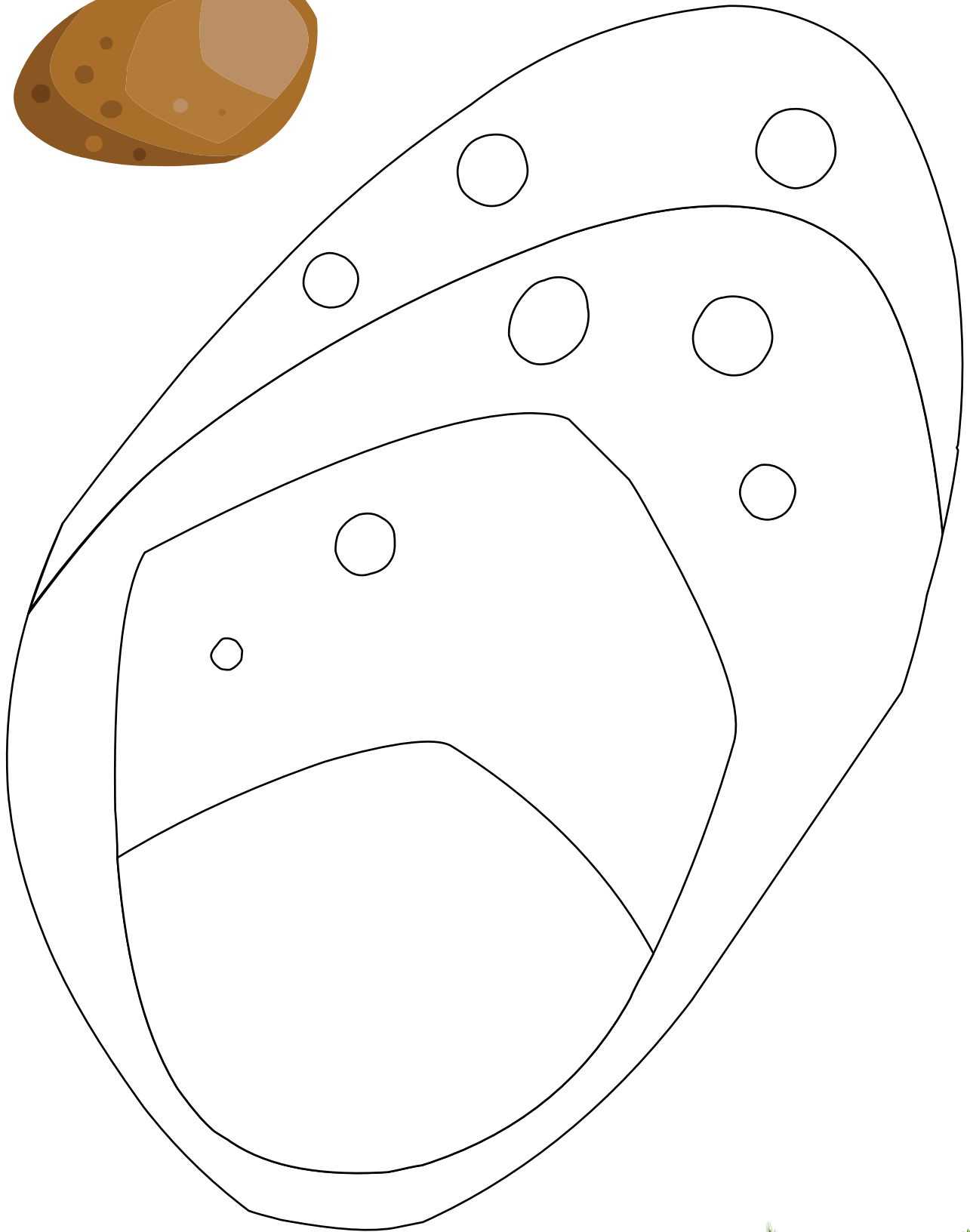













www.sendacow.org.uk/harvest

